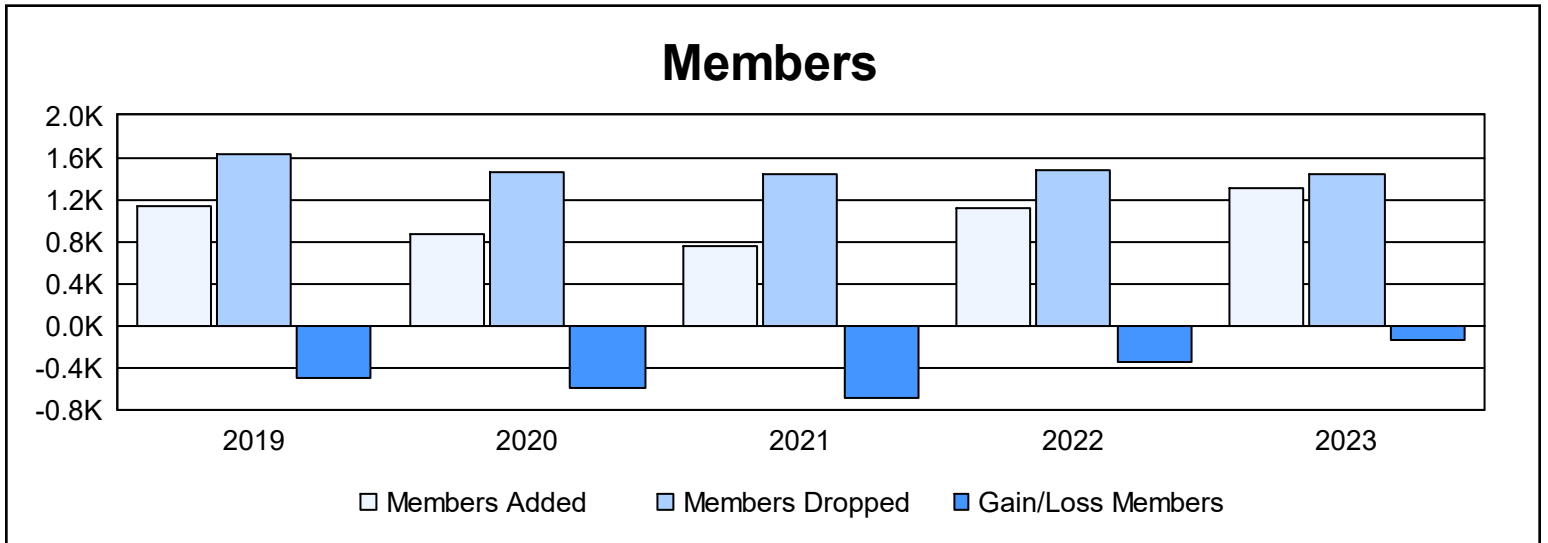
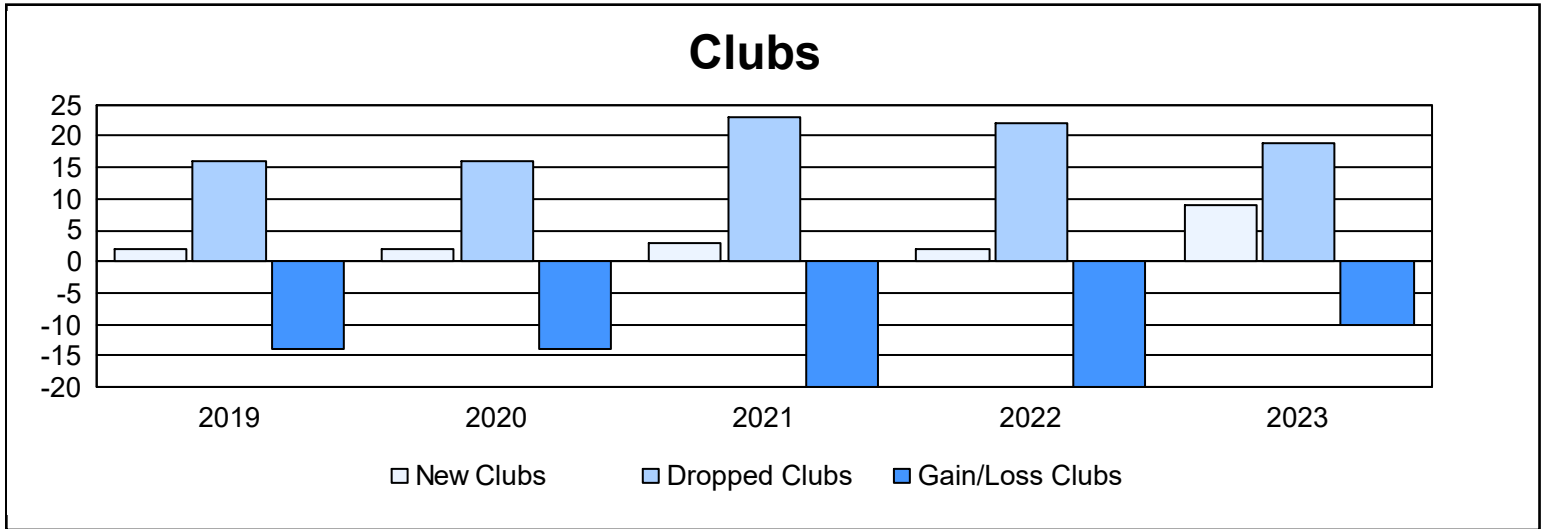


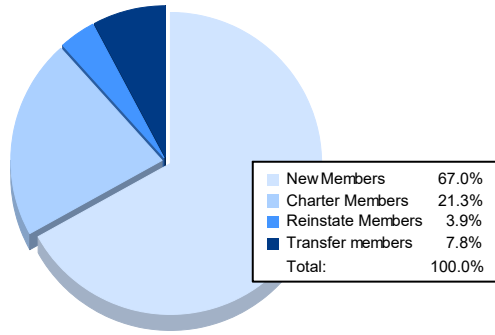
**Multiple District 105**

As of June 2023 Cumulative

Year	New Clubs	Dropped Clubs	Gain/ Loss Clubs	New Members	Charter Members	Reinstate Members	Transfer Members	Total Member Added	Total Members Dropped	Gain/ Loss Members
2018-2019	2	16	-14	934	60	32	100	1,126	1,622	-496
2019-2020	2	16	-14	629	73	51	112	865	1,456	-591
2020-2021	3	23	-20	538	96	31	93	758	1,438	-680
2021-2022	2	22	-20	888	75	41	116	1,120	1,469	-349
2022-2023	9	19	-10	881	280	51	102	1,314	1,448	-134
<b>Average</b>	<b>4</b>	<b>19</b>	<b>-16</b>	<b>774</b>	<b>117</b>	<b>41</b>	<b>105</b>	<b>1,037</b>	<b>1,487</b>	<b>-450</b>



### Membership Composition June 2023 Cumulative



### Gender Composition June 2023 Cumulative

